

[MS-HRL]:

Hyper-V Replica Log (HRL) File Format

Intellectual Property Rights Notice for Open Specifications Documentation

- **Technical Documentation.** Microsoft publishes Open Specifications documentation (“this documentation”) for protocols, file formats, data portability, computer languages, and standards support. Additionally, overview documents cover inter-protocol relationships and interactions.
- **Copyrights.** This documentation is covered by Microsoft copyrights. Regardless of any other terms that are contained in the terms of use for the Microsoft website that hosts this documentation, you can make copies of it in order to develop implementations of the technologies that are described in this documentation and can distribute portions of it in your implementations that use these technologies or in your documentation as necessary to properly document the implementation. You can also distribute in your implementation, with or without modification, any schemas, IDLs, or code samples that are included in the documentation. This permission also applies to any documents that are referenced in the Open Specifications documentation.
- **No Trade Secrets.** Microsoft does not claim any trade secret rights in this documentation.
- **Patents.** Microsoft has patents that might cover your implementations of the technologies described in the Open Specifications documentation. Neither this notice nor Microsoft's delivery of this documentation grants any licenses under those patents or any other Microsoft patents. However, a given Open Specifications document might be covered by the Microsoft [Open Specifications Promise](#) or the [Microsoft Community Promise](#). If you would prefer a written license, or if the technologies described in this documentation are not covered by the Open Specifications Promise or Community Promise, as applicable, patent licenses are available by contacting iplg@microsoft.com.
- **License Programs.** To see all of the protocols in scope under a specific license program and the associated patents, visit the [Patent Map](#).
- **Trademarks.** The names of companies and products contained in this documentation might be covered by trademarks or similar intellectual property rights. This notice does not grant any licenses under those rights. For a list of Microsoft trademarks, visit www.microsoft.com/trademarks.
- **Fictitious Names.** The example companies, organizations, products, domain names, email addresses, logos, people, places, and events that are depicted in this documentation are fictitious. No association with any real company, organization, product, domain name, email address, logo, person, place, or event is intended or should be inferred.

Reservation of Rights. All other rights are reserved, and this notice does not grant any rights other than as specifically described above, whether by implication, estoppel, or otherwise.

Tools. The Open Specifications documentation does not require the use of Microsoft programming tools or programming environments in order for you to develop an implementation. If you have access to Microsoft programming tools and environments, you are free to take advantage of them. Certain Open Specifications documents are intended for use in conjunction with publicly available standards specifications and network programming art and, as such, assume that the reader either is familiar with the aforementioned material or has immediate access to it.

Support. For questions and support, please contact dochelp@microsoft.com.

Revision Summary

Date	Revision History	Revision Class	Comments
7/14/2016	1.0	New	Released new document.
6/1/2017	2.0	Major	Significantly changed the technical content.
9/15/2017	3.0	Major	Significantly changed the technical content.

Table of Contents

1	Introduction	4
1.1	Glossary	4
1.2	References	4
1.2.1	Normative References	4
1.2.2	Informative References	4
1.3	Overview	4
1.4	Relationship to Protocols and Other Structures	4
1.5	Applicability Statement	4
1.6	Versioning and Localization	4
1.7	Vendor-Extensible Fields	5
2	Structures	6
2.1	Log File Format.....	6
2.2	Log File Header Format.....	6
2.3	Metadata Header Format.....	8
2.4	Log Metadata Entry Format	8
2.5	Log Traversing Algorithm	9
2.6	Checksum Algorithm	10
3	Structure Examples	12
4	Security	17
4.1	Security Considerations for Implementers	17
4.2	Index of Security Fields	17
5	Appendix A: Product Behavior	18
6	Change Tracking.....	19
7	Index.....	20

1 Introduction

This specification defines the Hyper-V Replica Log (HRL) File Format, which provides a persistent backing store for files that track changes that have been made to the primary server. These files, called log files, record each write request; each entry provides information about the address range that is modified and new data in that range. Log files are written sequentially with the newest record appended to the end of the log file.

Sections 1.7 and 2 of this specification are normative. All other sections and examples in this specification are informative.

1.1 Glossary

MAY, SHOULD, MUST, SHOULD NOT, MUST NOT: These terms (in all caps) are used as defined in [\[RFC2119\]](#). All statements of optional behavior use either MAY, SHOULD, or SHOULD NOT.

1.2 References

Links to a document in the Microsoft Open Specifications library point to the correct section in the most recently published version of the referenced document. However, because individual documents in the library are not updated at the same time, the section numbers in the documents may not match. You can confirm the correct section numbering by checking the [Errata](#).

1.2.1 Normative References

We conduct frequent surveys of the normative references to assure their continued availability. If you have any issue with finding a normative reference, please contact dochelp@microsoft.com. We will assist you in finding the relevant information.

[RFC2119] Bradner, S., "Key words for use in RFCs to Indicate Requirement Levels", BCP 14, RFC 2119, March 1997, <http://www.rfc-editor.org/rfc/rfc2119.txt>

1.2.2 Informative References

None.

1.3 Overview

This document covers the format of HRL files that a creator application needs to adhere to so that the file can be parsed by Hyper-V. The HRL traversing algorithm is also covered (see section [2.5](#)).

1.4 Relationship to Protocols and Other Structures

None.

1.5 Applicability Statement

This file format provides a persistent backing store for file changes that need to be tracked and have been made to the primary server.

1.6 Versioning and Localization

The version of the HRL File Format is determined by the value of the **LogFormatVersion** field in the header, as defined in section [2.2](#).

HRL Version	Value
Log Format Version 1 <1>	0x00010000
Log Format Version 2	0x00020000

1.7 Vendor-Extensible Fields

None.

2 Structures

2.1 Log File Format

The following figure is a simplified representation of the log file. The log file header contains identification information, stores the size of the metadata field, and stores the location of the last valid metadata to indicate the end of the log.

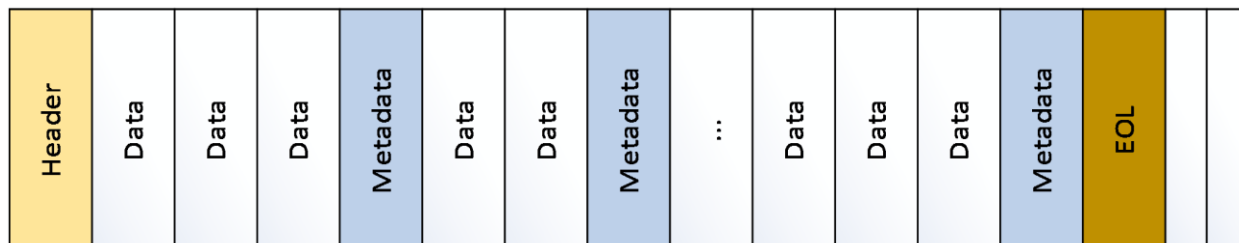


Figure 1: Log file Structure

Each metadata item consists of a metadata header and metadata entries. The first entry of the metadata header stores the previous metadata location in the log file. This is used in traversing the metadata structures from the bottom of the log.

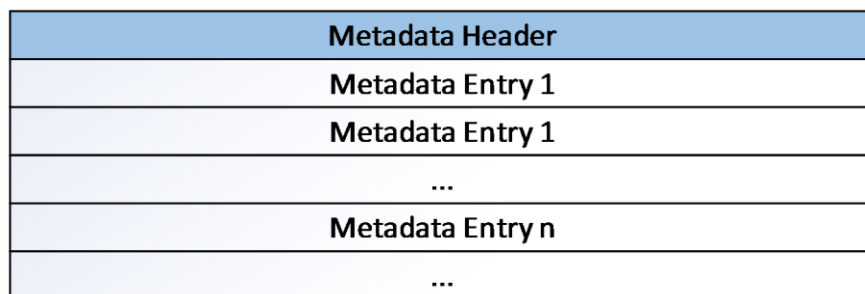


Figure 2: Metadata structure

The log file is optimized for writing sequentially. Therefore, the metadata describing each log entry is written after each set of data entries.

2.2 Log File Header Format

The log file header stores information about the log.

```
struct CTLOG HEADER PACKED{
    UCHAR Cookie [8];
    ULONG LogFormatVersion;
    ULONG TimeStamp;
    UCHAR CreatorApplication[4];
    ULONG CreatorVersion;
    ULONG64 OriginalSize;
    ULONG64 CurrentSize;
    ULONG Checksum;
    ULONG64 EOLLocation;
    LONG ErrorCode;
    ULONG MetadataSize;
    UCHAR UniqueId[16];
    UCHAR PreviousUniqueId[16];
    ULONG LastModifiedTimeStamp;
```

```

        ULONG64 TotalMetadataEntries;
        ULONG FileType;
        UCHAR Flags[2];
        UCHAR Vhd2DataWriteGuid[16]
        UCHAR Reserved[3970];
    }

```

Cookie: This field is used to uniquely identify the original creator of the log file. The values are case-sensitive.

This field **MUST** be set to "msctlog" to identify this file as a log file. The cookie is stored as an eight-character ASCII string with the "m" in the first byte, the "s" in the second byte, and so on.

LogFormatVersion: This field **MUST** be initialized to 0x00020000. It is divided into a major/minor version and matches the version of the specification used in creating the file. The most-significant two bytes are for the major version. The least-significant two bytes are the minor version.

TimeStamp: This field stores the creation time of the log file. Its value is the number of seconds since January 1, 2000, 12:00:00 AM in UTC/GMT.

CreatorApplication: This field is a left-justified text field used to identify which application created the log file. It uses a single-byte character set. If the log file is created by Failover Replication, "ct" is written in this field. This is not verified as part of the file verification.

CreatorVersion: This field holds the major/minor version of the application that created the hard disk image. For Failover Replication, this value is set to winver. This is not verified as part of the file verification exercise.

OriginalSize: This field stores the size of the log file, in bytes, at the time it was created.

CurrentSize: This field stores the current size of the log file, in bytes.

This value is the same as the original size when the log file is created. This value can change depending on whether the log file is expanded.

Checksum: This field holds a checksum of the log file header. Its value is a one's complement of the sum of all the bytes in the header not including the checksum field.

If the checksum verification fails, then the log file is assumed to be corrupt.

EOLLocation: This field indicates the offset of the end of the log file. This field is reset to zero upon opening the file and set to the correct value on closing the file. This field can be used to ascertain whether the file was closed properly. For example, an EOL value of zero in the header indicates that the file did not close properly.

MetadataSize: This field indicates the size of the metadata used in the log file. Typical metadata sizes are multiples of 512 bytes. The default is 4,096 bytes.

UniqueId: This field is a unique ID that identifies the log file. It is a 128-bit universally unique identifier (UUID).

PreviousUniqueId: This field indicates the unique ID of the previous log file. It can be used to build a log file chain. This field is a 128-bit universally unique identifier (UUID).

FileType: This field identifies the type of the log file. For an HRL file, this field's value is set to 0.

Flags: This field is not used and **MUST** be set to 0.

Vhd2DataWriteGuid: This field stores the Data Write GUID of VHD2. This helps in detecting offline Patch detection, that is, modifying the content of VHD when change tracking is not enabled. This field is not present in Log Format Version 1.

Reserved: This field is reserved and MUST be set to 0. It is 3,970 bytes in size to make the total header size equal to 4096.

2.3 Metadata Header Format

Each metadata block has a small header to indicate the valid number of log entries in that metadata.

```
struct _CTLOG_METADATA_HEADER_PACKED{
    ULONG64 PreviousMetadataLocation;
    ULONG ValidMetadataEntries;
    ULONG Checksum
    UCHAR Reserved[16];
}
```

PreviousMetadataLocation: This field contains the relative location of the previous metadata in the log file. It is used when reading the metadata blocks quickly while replaying the log on the recovery. It has to be set to 0 for the first metadata.

ValidMetadataEntries: This field contains the count of valid metadata entries in the metadata. It is used to indicate the last metadata entry.

Checksum: Contains the checksum of the header. The checksum calculation algorithm is specified in section [2.6](#) with the **Checksum** field set to 0 during calculation.

Reserved: This field MUST be set to 0. It is 16 bytes in size.

2.4 Log Metadata Entry Format

The following is the format of the metadata entry.

```
struct CTLOG_METADATA_ENTRY_PACKED{
    ULONG64 ByteOffset;
    ULONG Checksum
    ULONG DataLength;
    ULONG TimeStamp;
    BYTE MetaOperation
    ULONG DataChecksum
    UCHAR Location
    UCHAR Reserved[6];
}
```

ByteOffset: This field contains the byte offset on the logical disk where the data has to be written.

Checksum: This field contains the checksum of the metadata entry. The checksum calculation algorithm is specified in section [2.6](#) with the **Checksum** field set to 0 during calculation.

DataLength: This field indicates the length of the data to be written on the disk.

TimeStamp: This field stores the time of the writing of this particular log entry. This is the number of seconds since January 1, 2000, 12:00:00 AM in UTC/GMT.

MetaOperation: This field contains the meta-operation identifier. Only write operation (value:1) is supported.

DataChecksum: This field contains the checksum of the data associated with this metadata entry. The checksum calculation algorithm is specified in section 2.6.

Location: This field contains the internal tracing-related information. It needs to be set to 0.

Reserved: This field MUST be set to 0. It is 6 bytes in size.

2.5 Log Traversing Algorithm

The log file is optimized for writing sequentially. Therefore, the metadata describing each log entry is written after the data entries. For the log file's data to be read, a two-pass traversal of the log needs to be performed. The first pass retrieves metadata locations. In the second pass, which is more comprehensive, each log entry pointed to by the metadata is read for applying to the recovery. See the figure at the end of this section.

The following steps are used to traverse a log file:

1. Initialize a stack for storing metadata location offsets.
2. Read and validate the log file header and retrieve the EOL location from the log file header. Also read the metadata size.
3. Using the value of the EOL location and the metadata size, calculate the location of the last metadata. This is equal to (EOL location – Metadata size).
4. Call it the current metadata and push its value on to the stack.
5. Traverse to the location of the current metadata and read the first field of the metadata header from this location. This field points to the relative location of the previous metadata in the log file from the current offset.

Previous Metadata Absolute Offset = Current metadata Location – Previous Metadata Location offset

6. If this location is nonzero, then go to step 4.
7. At the end of the first pass, the stack contains the offsets of all the metadata structures in the log in the correct order.
8. Pop the value at the top of the stack. This is the location of the first metadata.
9. Traverse to this location and read the metadata structure.
10. Each entry of the metadata provides the details of a data field in the log that can be read from the log and applied to the recovery.
11. Each metadata entry provides the length of the data written in the log. Since data is written sequentially, the start of the data field will immediately follow the end of the last data field, the end of the log header, or the previous metadata header.
12. Read all the data entries pointed to by the metadata structure, and then go to step 8. Repeat steps 8-11 until the stack is empty.

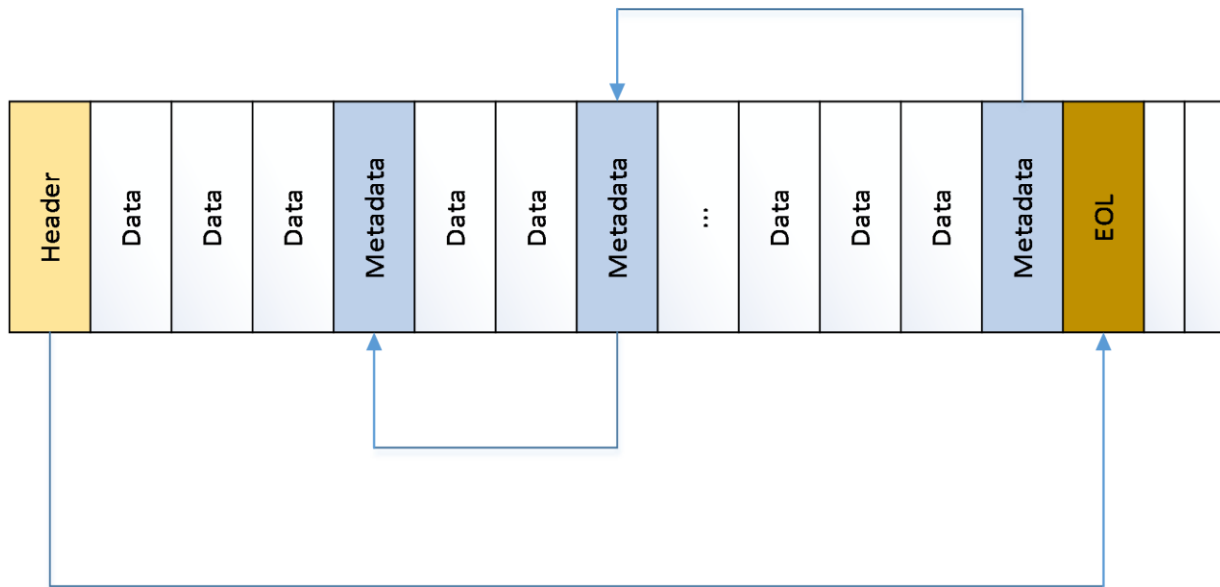


Figure 3: Log traversing algorithm

2.6 Checksum Algorithm

Calculates the checksum value of a buffer. Checksum is based on 1's complement of the buffer content

buffer: A pointer to the buffer whose checksum has to be calculated

length: The Length of the above buffer

addressToIgnore: Range of addresses to be ignored in the buffer

return: Checksum value of the buffer

```

ULONG
CalculateChecksum (
    PVOID buffer,
    ULONG length,
    ULONG* addressToIgnore
)
{
    PCHAR address;
    ULONG checksum;

    checksum = 0;
    address = (PCHAR)buffer;
    while (length != 0) {
        if ((address >= (PCHAR)addressToIgnore) &&
            (address < (PCHAR)(addressToIgnore + 1))) {
        } else {
            checksum += *address;
        }

        length -= 1;
        address += 1;
    }
}

```

```
    return ~checksum;  
}
```

The following are examples of the log file header and two metadata headers of the HRL file.

[illegible]

[MS-HRL] - v20170915
Hyper-V Replica Log (HRL) File Format
Copyright © 2017 Microsoft Corporation
Release: September 15, 2017

[MS-HRL] - v20170915
Hyper-V Replica Log (HRL) File Format
Copyright © 2017 Microsoft Corporation
Release: September 15, 2017

20	1	512	139058688	539842381, (8/ 2/2017 4:13: 1)	4294966748
19	1	512	138656768	539842381, (8/ 2/2017 4:13: 1)	4294966788
18	1	4096	3743948800	539842381, (8/ 2/2017 4:13: 1)	4294966742
17	1	4096	3737313280	539842381, (8/ 2/2017 4:13: 1)	4294966397
16	1	12288	3699957760	539842381, (8/ 2/2017 4:13: 1)	4294966425
15	1	4096	3734429696	539842381, (8/ 2/2017 4:13: 1)	4294966441
14	1	4096	3699900416	539842381, (8/ 2/2017 4:13: 1)	4294966681
13	1	4096	7792652288	539842381, (8/ 2/2017 4:13: 1)	4294966594
12	1	4096	3626344448	539842381, (8/ 2/2017 4:13: 1)	4294966624
11	1	4096	3722543104	539842381, (8/ 2/2017 4:13: 1)	4294966463
10	1	4096	3709980672	539842381, (8/ 2/2017 4:13: 1)	4294966575
9	1	4096	3699830784	539842381, (8/ 2/2017 4:13: 1)	4294966443
8	1	4096	7792644096	539842381, (8/ 2/2017 4:13: 1)	4294966626
7	1	2048	147937280	539842381, (8/ 2/2017 4:13: 1)	4294966740
6	1	2048	139466752	539842381, (8/ 2/2017 4:13: 1)	4294966933
5	1	4096	4111884288	539842381, (8/ 2/2017 4:13: 1)	4294966674
4	1	4096	3700805632	539842381, (8/ 2/2017 4:13: 1)	4294966460
3	1	4096	3699798016	539842381, (8/ 2/2017 4:13: 1)	4294966571
2	1	4096	8026886144	539842381, (8/ 2/2017 4:13: 1)	4294966558
1	1	4096	3626348544	539842381, (8/ 2/2017 4:13: 1)	4294966608

4 Security

4.1 Security Considerations for Implementers

None.

4.2 Index of Security Fields

None.

5 Appendix A: Product Behavior

The information in this specification is applicable to the following Microsoft products or supplemental software. References to product versions include updates to those products.

- Windows Server 2012 operating system
- Windows Server 2012 R2 operating system
- Windows Server 2016 operating system
- Windows Server operating system

Exceptions, if any, are noted in this section. If an update version, service pack or Knowledge Base (KB) number appears with a product name, the behavior changed in that update. The new behavior also applies to subsequent updates unless otherwise specified. If a product edition appears with the product version, behavior is different in that product edition.

Unless otherwise specified, any statement of optional behavior in this specification that is prescribed using the terms "SHOULD" or "SHOULD NOT" implies product behavior in accordance with the SHOULD or SHOULD NOT prescription. Unless otherwise specified, the term "MAY" implies that the product does not follow the prescription.

[<1> Section 1.6](#): Log Format Version 1 is supported on Windows Server 2012 and Windows Server 2012 R2. Log Format Version 1 is only used locally.

6 Change Tracking

This section identifies changes that were made to this document since the last release. Changes are classified as Major, Minor, or None.

The revision class **Major** means that the technical content in the document was significantly revised. Major changes affect protocol interoperability or implementation. Examples of major changes are:

- A document revision that incorporates changes to interoperability requirements.
- A document revision that captures changes to protocol functionality.

The revision class **Minor** means that the meaning of the technical content was clarified. Minor changes do not affect protocol interoperability or implementation. Examples of minor changes are updates to clarify ambiguity at the sentence, paragraph, or table level.

The revision class **None** means that no new technical changes were introduced. Minor editorial and formatting changes may have been made, but the relevant technical content is identical to the last released version.

The changes made to this document are listed in the following table. For more information, please contact dochelp@microsoft.com.

Section	Description	Revision class
5 Appendix A: Product Behavior	Added Windows Server to the list of applicable products.	Major

7 Index

A

[Applicability](#) 4

C

[Change tracking](#) 19

E

[Examples](#) 12

F

[Fields - security index](#) 17

[Fields - vendor-extensible](#) 5

G

[Glossary](#) 4

I

[Implementer - security considerations](#) 17

[Index of security fields](#) 17

[Informative references](#) 4

[Introduction](#) 4

L

[Localization](#) 4

N

[Normative references](#) 4

O

[Overview \(synopsis\)](#) 4

P

[Product behavior](#) 18

R

[References](#) 4

[informative](#) 4

[normative](#) 4

[Relationship to protocols and other structures](#) 4

S

Security

[field index](#) 17

[implementer considerations](#) 17

T

[Tracking changes](#) 19

V

[Vendor-extensible fields](#) 5

[Versioning](#) 4